


MPSI CONNEX 100-2006-XX Series 1.27mm (0.050") Pitch Single Row 90°, TH, PCB Hdr: 1.5A, PA6T UL94V-0, 1 to 50 Positions. **Order Code 100-2006-XX** (See > Options)

| www.mpsiconnex.com |

| sales@mpsiconnex.com |



Images are for illustrative Purposes Only

100-2006 Series Single Row 1.27mm Pitch Through Hole, Pin Headers. Right Angled 90° PCB Mounting.

Rated at 1.5A, with Standard UL94V-0 (PA6T) Hi-Temp Insulator

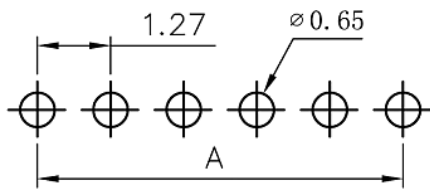
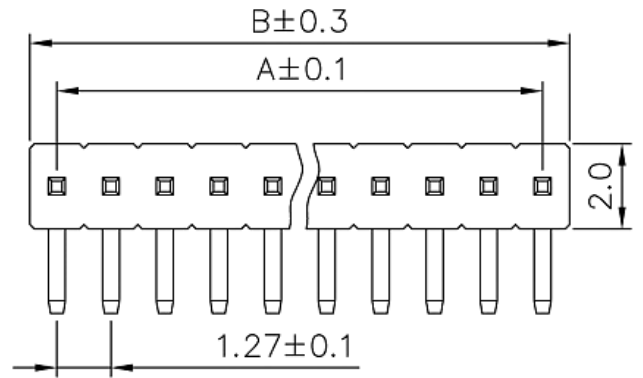
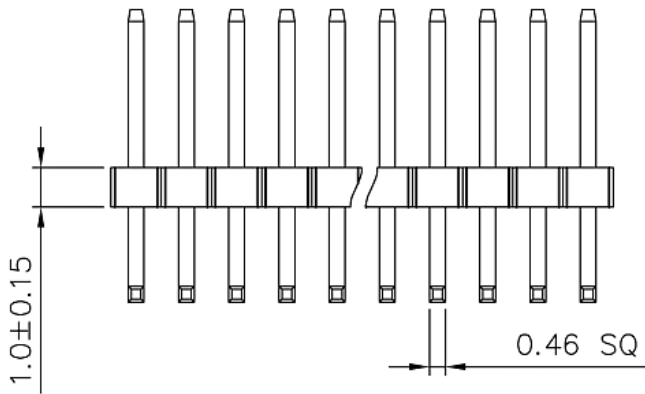
Available Options (*SEE > OPTIONS*):

Total Number of Contacts: 1 (1x1) to 50 (1x50)
Insulator Materials
Insulator Height
Contact Plating
Custom Pin Lengths (*Upon Request*)

> TECHNICAL SPECIFICATION

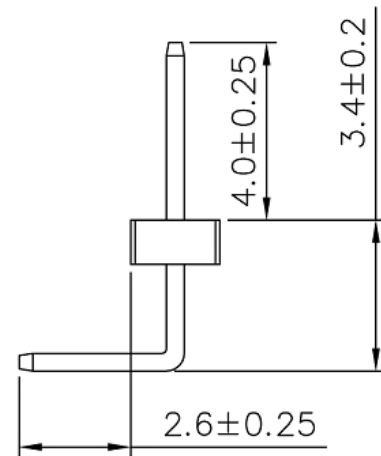
PITCH:	1.27MM	
NUMBER OF ROWS:	1	
NUMBER OF WAYS:	1 TO 50 (1-50 CONTACTS)	(<i>SEE > OPTIONS</i>)
MOUNTING TYPE:	PCB THROUGH HOLE	
ORIENTATION:	RIGHT ANGLED 90°	
INSULATOR COLOUR:	BLACK	
INSULATION (PLASTICS):	PA6T UL94V-0 STANDARD	(<i>SEE > OPTIONS</i>)
CONTACT MATERIAL:	BRASS/COPPER ALLOY	
CONTACT PLATING:	GOLD FLASH STANDARD	(<i>SEE > OPTIONS</i>)
RoHS COMPLIANT:	YES	
CURRENT RATING:	1.5A	
CONTACT RESISTANCE:	20 mΩ MAX	
DIELECTRIC WITHSTANDING VOLTAGE:	500V AC	
INSULATION RESISTANCE:	1000MΩ	
OPERATING TEMPERATURE:	-40°C to +105°C	
MAX PROCESSING TEMP:	230°C for 30-60 SECONDS (260°C 5 SECONDS)	

> PHYSICAL



RECOMMEND P. C. BOARD LAYOUT

PCB TOLERANCE: ± 0.05 (TOP VIEW)





> OPTIONS

NUMBER OF WAYS:	-XX DESIGNATES NUMBER OF WAYS
INSULATOR MATLS: (PA6T POLYESTER AS STANDARD NO SUFFIX)	-A PBT (UL94V-0) -B PA46 BLACK POLYAMIDE NYLON (UL94V-0) -C PA66 BLACK POLYAMIDE NYLON (UL94V-0) -D LCP BLACK (UL94V-0)
INSULATOR HEIGHT: (1.0MM AS STANDARD NO SUFFIX)	-H15 1.5MM -H2 2MM -H25 2.5MM
CONTACT PLATING: (GOLD FLASH OVER NICKEL STANDARD NO SUFFIX)	-G2 5U" GOLD -G3 10U" GOLD -G4 15U" GOLD -G5 30U" GOLD -S0 GOLD FLASH/TIN -SN TIN
PART NUMBER EXAMPLE: 100-2006-14 = SINGLE 14 WAY (14) CONTACTS, PA6T HI-TEMP. GOLD FLASH PLATING. PLEASE VERIFY AVAILABILITY ON OPTIONS PRIOR TO SELECTION.	



> REVISION HISTORY

Revision	Description	Date
1.0	Initial Drawing Release	18.04.2019

Revision History provided is for informational purposes only and is believed to be accurate.